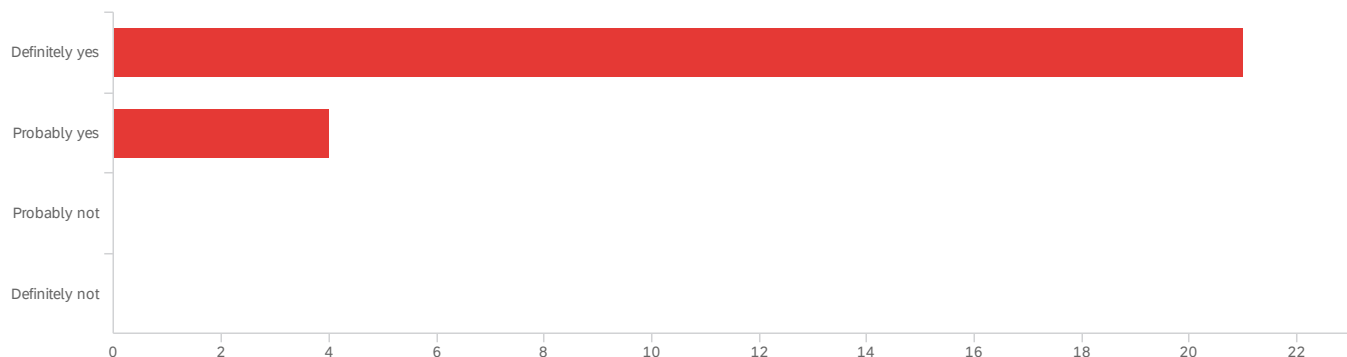


# Default Report

2020-2021 SGA Officers' Election

April 22, 2020 10:08 PM MDT

## Q5 - Do you want McCullough to the 2020-2021 SGA President



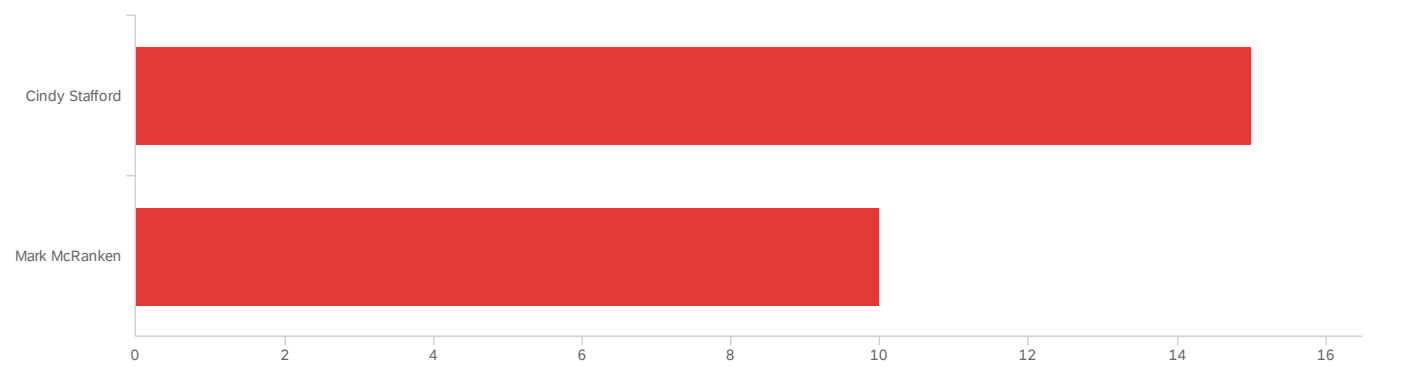
#	Field	Minimum	Maximum	Mean	Std Deviation	Variance	Count
1	Do you want McCullough to the 2020-2021 SGA President	1.00	2.00	1.16	0.37	0.13	25

#	Field	Choice Count
1	Definitely yes	84.00% 21
2	Probably yes	16.00% 4
3	Probably not	0.00% 0
4	Definitely not	0.00% 0

25

Showing rows 1 - 5 of 5

Q7 - Choose one for Vice-President



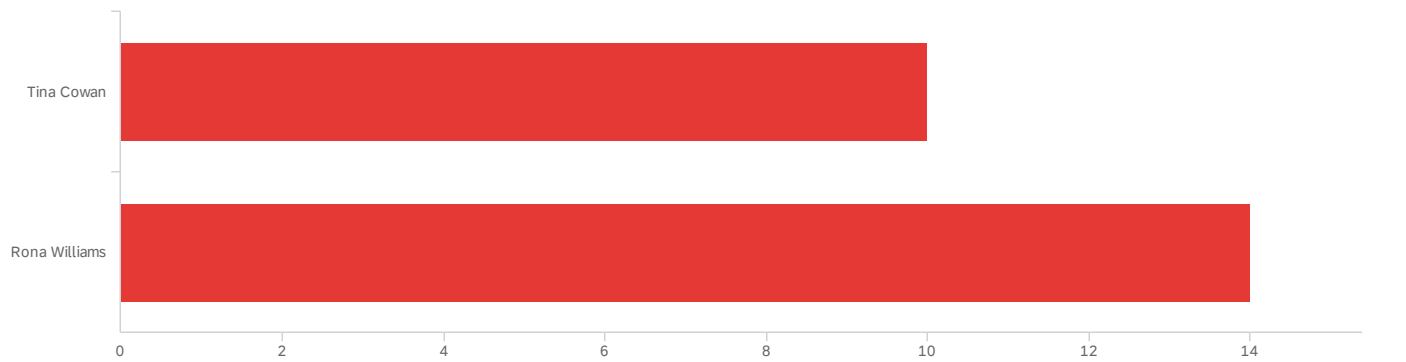
#	Field	Minimum	Maximum	Mean	Std Deviation	Variance	Count
1	Choose one for Vice-President	1.00	2.00	1.40	0.49	0.24	25

#	Field	Choice Count
1	Cindy Stafford	60.00% 15
2	Mark McRanken	40.00% 10

25

Showing rows 1 - 3 of 3

Q8 - Choose one for Secretary



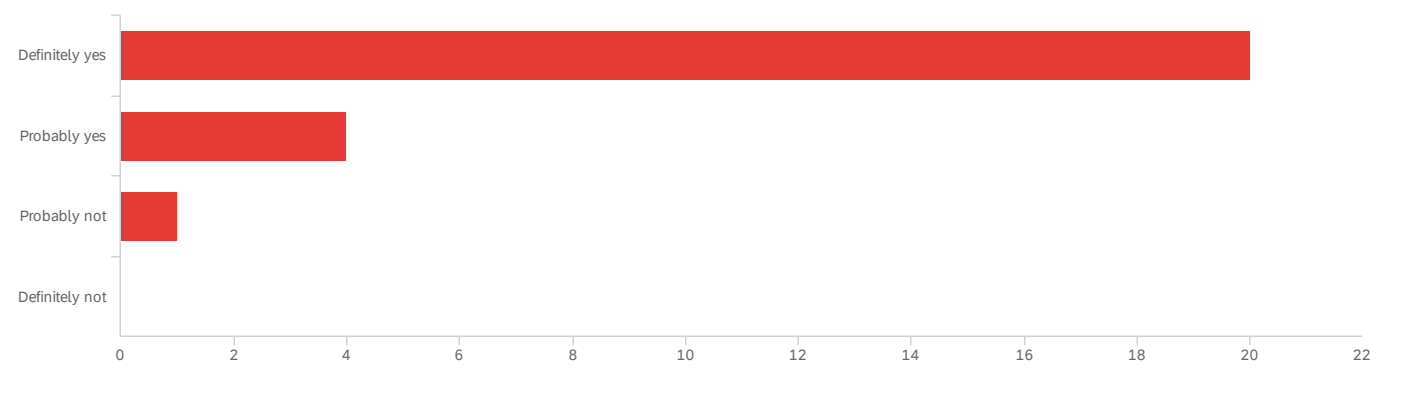
#	Field	Minimum	Maximum	Mean	Std Deviation	Variance	Count
1	Choose one for Secretary	1.00	2.00	1.58	0.49	0.24	24

#	Field	Choice Count
1	Tina Cowan	41.67% 10
2	Rona Williams	58.33% 14

24

Showing rows 1 - 3 of 3

Q9 - Do you want Deborah Love to be the Treasurer



#	Field	Minimum	Maximum	Mean	Std Deviation	Variance	Count
1	Do you want Deborah Love to be the Treasurer	1.00	3.00	1.24	0.51	0.26	25

#	Field	Choice Count
1	Definitely yes	80.00% 20
2	Probably yes	16.00% 4
3	Probably not	4.00% 1
4	Definitely not	0.00% 0

25

Showing rows 1 - 5 of 5

End of Report