


First contact your advisor regarding the courses you would like to take. Also view your Course Needs Report which is available on **myHood, Students Tab, Advisor (on left)**. The report will be on the upper right of your screen. The Advising Worksheet is very helpful.


**Students**


Default Page


**Advisor** 

---

**Quick Links**

**My Pages** 






**My Courses** 

 **Public Web Site**

**Course Needs**

---

**Requirements Summary**

Name	Status
Master of Divinity	 Not Met
Non-Required Courses	 Not Met
84 Hours Required	 Not Met
Free Electives	 Met
Administrative Bucket	 Not Met


[Click here](#) to view the course needs for :

To register online, log on to myHood and click Add/Drop Courses on myHood. This option appears at the top right of the Home Tab.

Select a term from the drop/down.

**Add/Drop**

---

Term:  

Scroll down and click on Search. That is much easier than trying to find a particular course.

Title:

Course Code:

Term:

Department:

Division:

[More Search Options](#)

Check the box beside the courses you want to take. You may have to page over to see all classes. **Be careful to choose the section you want. In some cases, a course may be listed three times** -- Track I, Track II and Alabama. Once you have selected all courses, click on "Add Courses".

Add	Textbooks	Course code	Name	Faculty	Seats Open
<input type="checkbox"/>		<a href="#">BST 104 10</a>	Introduction to OT II	Mbuwayesango, Dora R.	50/50
<input type="checkbox"/>		<a href="#">BST 104 20</a>	Introduction to OT II	Mbuwayesango, Dora R.	50/50
<input type="checkbox"/>		<a href="#">BST 104 25</a>	Introduction to OT II	Mbuwayesango, Dora R.	50/50
<input type="checkbox"/>		<a href="#">BST 113 10</a>	Intro to NT II (Epistles & Apocaly)	Trick, Bradley Ryan	40/40
<input type="checkbox"/>		<a href="#">BST 113 20</a>	Intro to NT II (Epistles & Apocaly)	Trick, Bradley Ryan	40/40

<input type="checkbox"/>		<a href="#">CHT 220 20</a>	History of Christianity & Movies	Grant, Sharon J.	3
<input type="checkbox"/>		<a href="#">CHT 306 J1</a>	Sem African Am Rel Freedom	Grant, Sharon J.	3
<input type="checkbox"/>		<a href="#">PTH 103 10</a>	Worship and Preaching I	Resner, André	3

**Be careful to take the option to e-mail your advisor after you have made your selections. Your advisor has 10 days to approve your schedule. Otherwise your registration will be dropped.**

Courses requiring Course Authorization (CPE, Master Thesis Tutorial, Directed Studies) are not available for online registration. **Students who wish to register for CPE must follow the steps below:**

1. Contact Dr. Barrow ([cbarrow@hoodseminary.edu](mailto:cbarrow@hoodseminary.edu)) to choose a site.
2. Given approval from Dr. Barrow to apply to a site, make the application.
3. Upon acceptance at the site, e-mail Dr. Barrow the details of your CPE training.
4. Request that Dr. Barrow e-mail me his approval for you to register for PTH 350 CPE. **You must indicate the semester(s)/term(s) for the course and the number of credit hours for which you wish to register.**